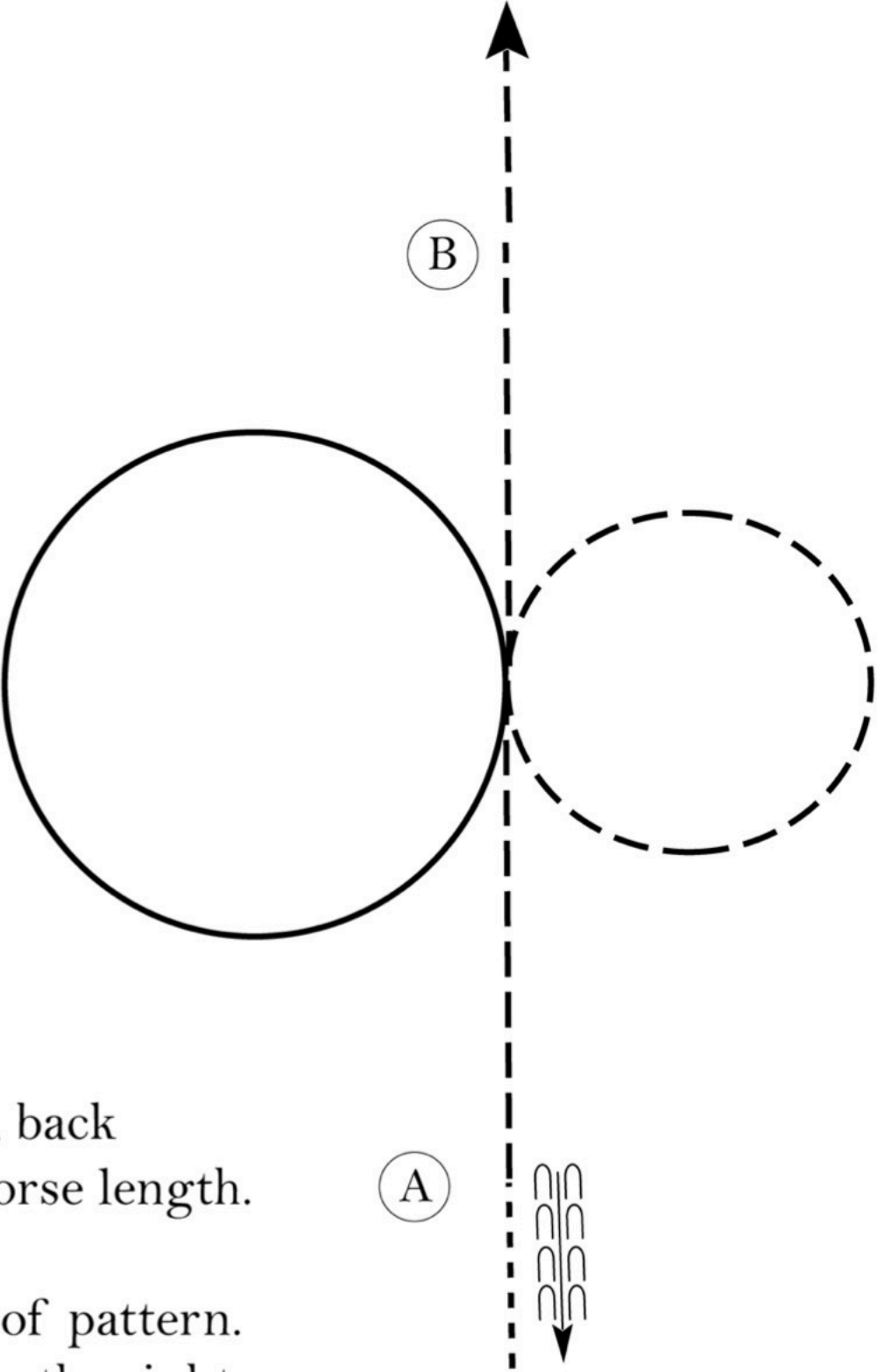


# Hunt Seat Equitation (Level 1 )

Show Date:



Be ready at A.

- 1. When acknowledged, back approximately one horse length.
- 2. Walk to A.
- 3. Sitting trot to center of pattern.
- 4. Posting trot a circle to the right.
- 5. Canter a larger circle to the left.
- 6. Posting trot on the right diagonal straight away from B.

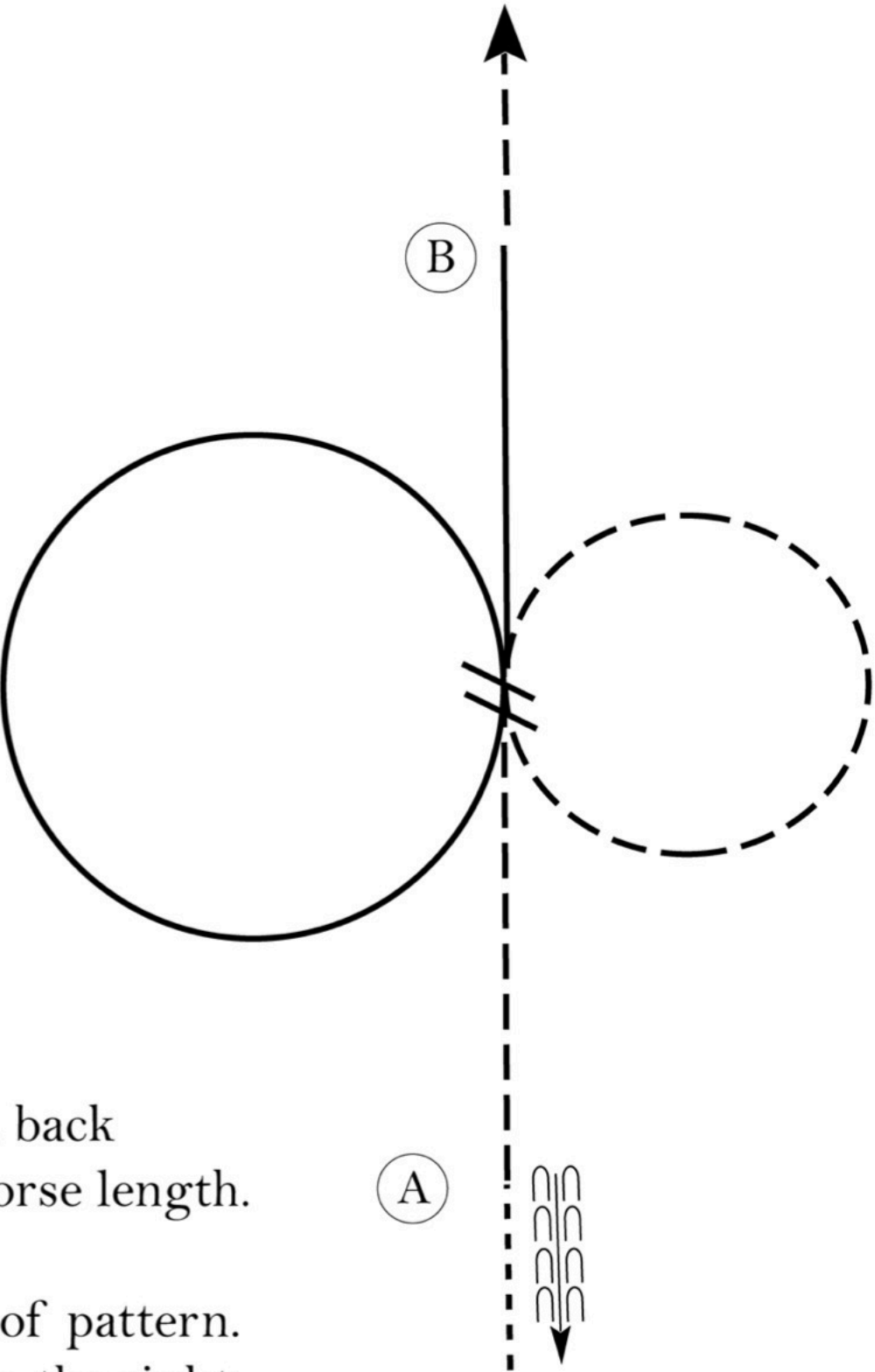
Pattern is over once you have trotted past B more than 2 horse lengths.

Follow the instructions of your ring steward.

Walk	-----
Trot	- - - - -
Extended Trot	— — —
Canter	—————
Leg Yield	
Lead Change	— / —
Back	← u u u u
Marker	ⓑ
Sidepass	← — — — →
Hand Gallop	— — —

# Hunt Seat Equitation (Youth, Amateur, Select )

Show Date:



Be ready at A.

1. When acknowledged, back approximately one horse length.
2. Walk to A.
3. Sitting trot to center of pattern.
4. Posting trot a circle to the right.
5. Canter a larger circle to the left.
6. Perform a simple lead change at center of pattern.
7. Canter to B.
8. Posting trot on the right diagonal straight away from B.

Pattern is over once you have trotted past B more than 2 horse lengths.

Follow the instructions of your ring steward.

Walk	-----
Trot	- - - - -
Extended Trot	— — — — —
Canter	—————
Leg Yield	
Lead Change	— / —
Back	← u u u u
Marker	(B)
Sidepass	← — — — — →
Hand Gallop	— — — — —

# Hunt Seat Equitation (All Walk Trot and Small Fry)

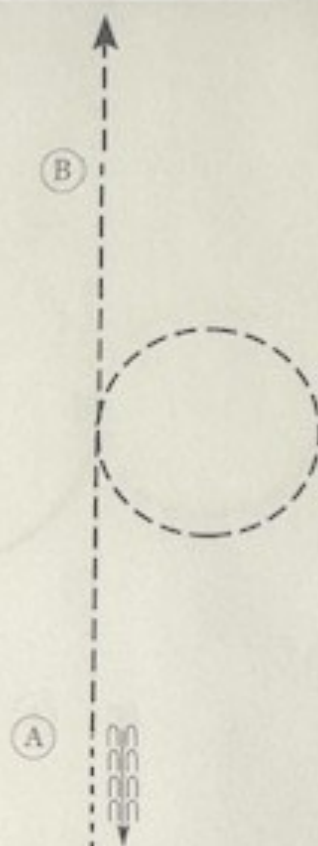
Show Date: 11/10/25

Be ready at A.

1. When acknowledged, back approximately one horse length.
2. Walk to A.
3. Sitting trot to center of pattern.
4. Posting trot a circle to the right.
5. Posting trot on the right diagonal straight away from B.

Pattern is over once you have trotted past B more than 2 horse lengths.

Follow the instructions of your ring steward.



Walk	-----
Trot	-----
Extended Trot	-----
Canter	-----
Leg Yield	
Lead Change	~
Back	←←←←
Marker	(B)
Sidepass	→ ←
Hand Gallop	-----

Pattern Provided by:

*The Judges*

[HSE/WT-55]